


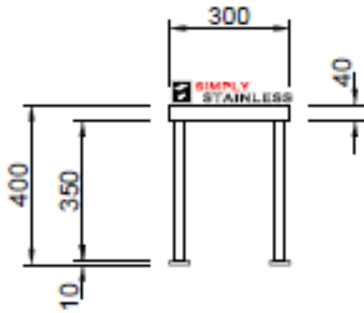


SIMPLY STAINLESS

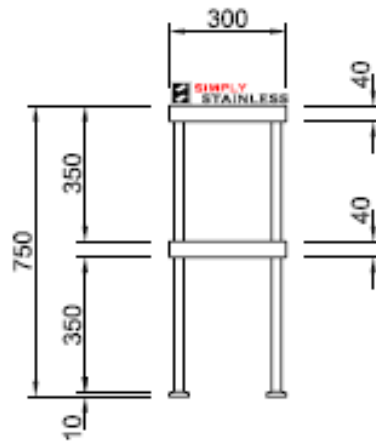
www.simplystainless.com



12 – Bench Overshelf



13 – Double Bench Overshelf



SPECIFICATION	
Tops	1.0mm gauge, high quality stainless steel, no. 4 finish, safety edge all around
Top hat channel	Reinforcing Channel made from 1.0mm stainless steel
Frames	Stainless steel machined sockets, 25mm stainless tube, cap over feet

IND – 12 / 13	SINGLE OVERSHELF	
	Product Code	Dimensions
	IND - 12.0600	600mm x 300mm x 400mm
	IND - 12.1200	1200mm x 300mm x 400mm
	IND - 12.1500	1500mm x 300mm x 400mm
	IND - 12.1800	1800mm x 300mm x 400mm
	IND - 12.2100	2100mm x 300mm x 400mm
	IND - 13.1200	1200mm x 300mm x 750mm (adjustable mid shelf)
	IND - 13.1500	1500mm x 300mm x 750mm (adjustable mid shelf)
	IND - 13.1800	1800mm x 300mm x 750mm (adjustable mid shelf)
	IND - 13.2100	2100mm x 300mm x 750mm (adjustable mid shelf)
	IND - 13.2400	2400mm x 300mm x 750mm (adjustable mid shelf)